

Proposal for Community Sculpture Garden, *Beth Hartmann*

1) Letter of Interest

What a great idea to have a sculpture garden next to our public pool and well-used park! Swimmers and toddlers and baseball players and more will enjoy and learn from the large artworks. I am submitting "Support Person #1" for consideration in this effort.

Some of my qualifications follow:

- a. Sebastopol resident
- b. Membership in the Sebastopol Center for the Arts
- c. Volunteering in the local art scene as co-chair of the Public Library Art Committee for 5 years, and as organizer for some events at SCA and the Sonoma County Arts Council
- d. Creator of public sculptures for 15 years and private sculptures for 25 years
- e. Liaison between Sebastopol Skatepark and Sculpture Jam group during skatepark development
- f. Currently exhibiting at Ruth Bancroft Garden, Walnut Creek, CA
- g. Robust history of creating and installing safe public sculptures

Beth Hartmann
Sculpturehere.com
hartmann@sonic.net
707 823-4214

Proposal for Community Sculpture Garden, *Beth Hartmann*

2) *Description of Art Piece*

"Support Person #1" stands 11' by 3' x 3' including its base. The title references columns which hold up architectural structures and women who hold up their end of things (and more). Some of the concepts implied are a connection to Caryatid architectural sculpture of ancient Greece, and 19th/20th century struggles for female equality and respect.

Tinted cement and repurposed composite decking are the construction materials of the exterior. Total weight installed is 400 lbs.

Depiction of Art Piece (also find digital images attached)



Beth Hartmann
Sculpturehere.com
hartmann@sonic.net
707 823-4214

Proposal for Community Sculpture Garden, *Beth Hartmann*

3) *Installation on site information*

"Support Person #1" can either be attached to a city cement platform or stand alone on a level spot 40" x 40". Its total weight is 400 lbs, with 300 of those pounds being in the base; thus the statue is quite bottom-heavy.

If attached to a city cement platform, a stainless steel rod will be placed into the center hole of that platform and protrude up 3 inches. The lowest component of the sculpture base, a 20" x 20" steel plate with a center hole and a pipe welded to the plate around the hole, will go over the stainless rod. Over that goes a cement slab with a central hole which surrounds the pipe. Weights are placed on the cement slab. Finally the box lid of the base, also having a central hole, goes over the pipe.

The sculpture is constructed with a central pipe throughout its height, protruding from the bottom of the sculpture. So, the pipe within the sculpture is lowered into the pipe protruding from the assembled base. Nothing moves after all is assembled.

If installed on a leveled site on the ground, as it is in the image, a stainless rod will be driven into the ground, protruding 3 inches above the leveled surface. Installation proceeds as above, beginning from "The lowest component of..." and ending with "after all is assembled."

Beth Hartmann
Sculpturehere.com
hartmann@sonic.net
707 823-4214



Letter of Intent

Dear Members of the City of Sebastopol Public Arts Committee,

My enthusiasm for this project is off the charts! I would love to design a living sculpture for your Community Sculpture Garden Project that reflects the spirit of Sebastopol. Sebastopol is an inspirational place where people are encouraged to think outside the box and live creatively. That fits the intent of my sculptures exactly.

My business, ReBirth Living Sculpture, focuses on upcycling decorative items along with plants to create one-of-a-kind living sculptures. The concept of upcycling and including a natural living element is representative of Sebastopol and Sonoma County as a whole. We are still a rural community who prides itself on its' natural beauty and our desire to lessen our environmental footprint.

The vertical nature of my sculptures lends itself to your sculpture garden. My pieces have a large impact while only taking up a small ground space.

I have several hundred decorative pieces of varying materials including glass, metal, ceramic, and antiques to use in the sculpture. I am comfortable collaborating on the design or coming up with my own interpretation.

My pieces are often useful as well as beautiful. I create fountains, bird feeders, places for bees to drink, light fixtures, containers, wind chimes, and vases. Although I do create sculptures for indoor spaces, most of my work is specifically designed for gardens. In fact, I have created a garden to showcase my sculptures and share them with our community.

I design my sculptures to be durable, safe, and look fabulous throughout the year.

My mission is to increase individual connections to nature, art and community through my sculptures, my garden, and interpretive sessions with adults and children.

Sonoma County has always been my home. I raised two children and built three businesses in Cotati. I currently reside in Rohnert Park.

I am willing and able to work diligently to create a sculpture that is purposeful, thoughtful, beautiful, secure, and **alive** for Sebastopol and our community.

Please feel free to contact me if you have any questions.

Thank you for your time and consideration,

Brenda Phillips

www.ReBirthSculpture.com

Brenda@rebirthsculpture.com

707-332-8583

Art Description

I envision creating a piece like the first image on page 3. I see the piece I am showing you as representing Santa Rosa. The Sebastopol sculpture will be less reserved, more eclectic, and fascinating.

Here is a comparison of the Santa Rosa piece and my vision of the Sebastopol piece:

- Santa Rosa piece is 5' tall. Sebastopol piece might be 6-7 feet tall.
- Santa Rosa piece is made of simple ceramic shapes. Sebastopol piece will incorporate a mix of ceramic, glass and possibly metal. See examples of glass and ceramic pieces on page 3.
- Santa Rosa piece is bright and clean. Sebastopol piece will be playful, vibrant, and impactful.
- Santa Rosa piece has a solar fountain. Sebastopol piece may have a water element. It incorporates solar lights that possibly change colors. Page 3 has an example of a light that changes color inside a glass vase.
- Santa Rosa piece has one section of plants. Sebastopol piece has several planted areas.
- Sebastopol piece incorporates unusual wind chimes. It is visual and also stimulates through sound.

The sculpture will work with or without a pad. I will need to insert a metal rod into the surface it sits on. See a diagram of the construction of Santa Rosa piece on page 4. I will provide a similar diagram and photos of the different elements before production.

Succulents require little or no watering. I will provide regular care and will enjoy participating in promoting the sculpture garden.

Brenda Phillips

brenda phillips

rebirth
living
sculpture

Mixed glass and ceramic



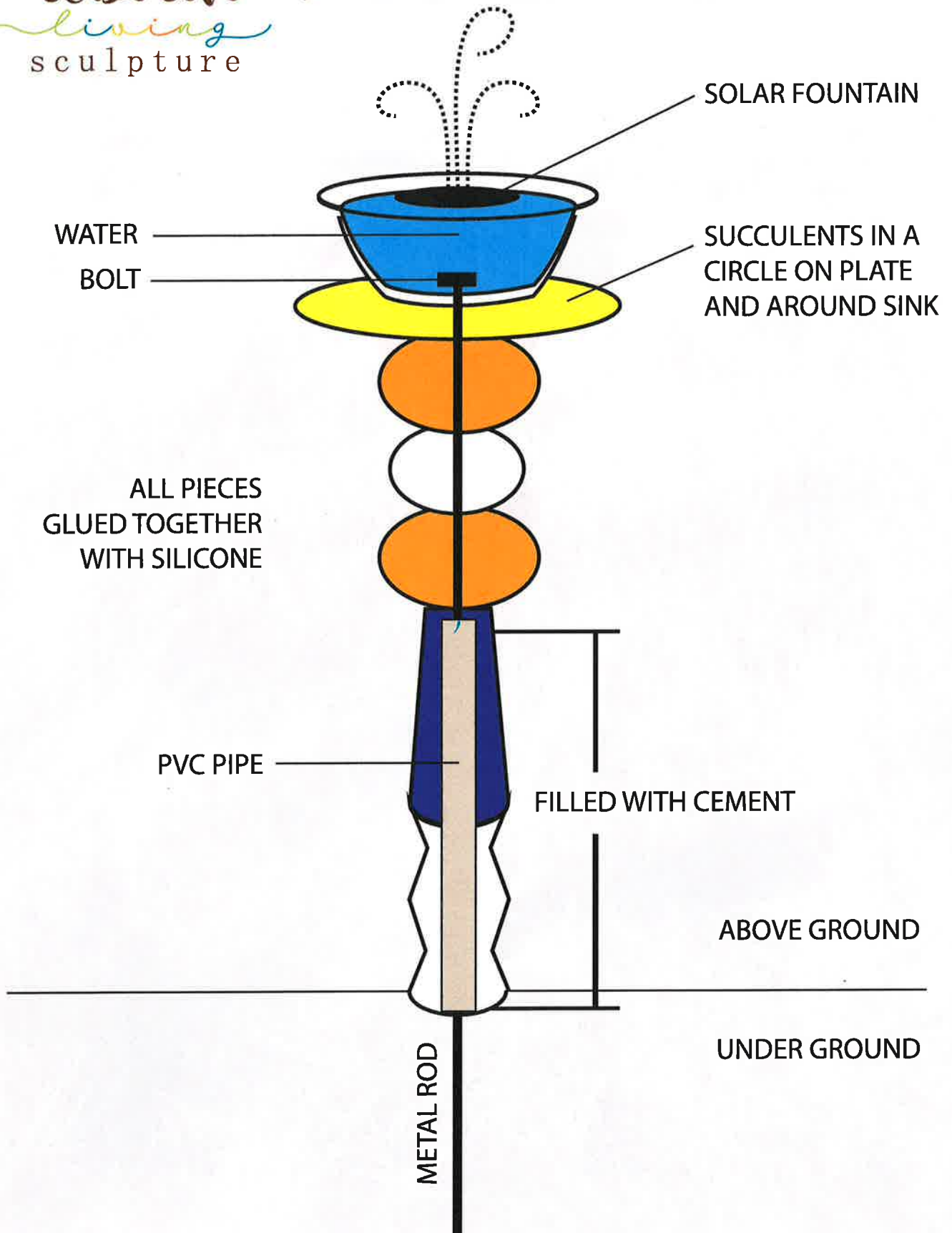
Glass and metal with a light that can change color, intensity, can be set on a pattern of colors and set on a timer.



brenda phillips

rebirth
living
sculpture

Diagram of the Santa Rosa piece



Sebastopol Community Sculpture Garden Project

Letter of Interest


I am a young, emerging Sonoma County artist, seeking avenues for the public to experience art in spaces that would otherwise be over looked. In 2016, I received my BFA from Sonoma State University.

Since graduation, I have had a regular studio practice based in Sebastopol, working with SOMO Village in Rohnert Park, Paradise Ridge Winery and the Voigt Family Foundation in Santa Rosa, as well as a number of other local collectors creating site specific work. I have also continued my education in learning varied building techniques such as, manual & CNC machining, certification for welding, laser cutting, wood working and more.

My art studio is located in south Sebastopol next door to Patrick Amiot's studio. This community garden I see as an opportunity to represent the female sculpture artists of our small city. Since I began working in Sebastopol many years ago, Ives Park has been one of those places that I would seek out for calm and quiet, so I figured this was this best thing I could intentionally create in my sculpture I would contribute to the park.

I am proposing to create a sculpture that will to mounted to one of the available 4'x4' pedestals with 4 bolt anchors.

"Medallion" is a 6' diameter laser cut steel piece that will be powder coated. This piece is intended to create a sacred space, and invite the viewer to seek a moment of silence. To sit at its base with eyes closed for a self-reflective moment



Caro Pemberton
PO Box 2019
Sebastopol, CA 95473
(415) 265-4030
caro.pemberton@yahoo.com
www.caropembertonsculpture.com

August 9, 2021

City of Sebastopol
Public Arts Committee
7120 Bodega Avenue
Sebastopol, CA 95472

Dear Public Arts Committee:

I am excited to learn of your plans to establish a Community Sculpture Garden in Ives Park in the fall of 2021. I have seen public sculpture gardens in several cities and believe they are a wonderful enhancement to a community as well as a welcoming way for residents and tourists to be introduced to local artists and to sculpture as an art form.

Sculpture changes when it is installed outside. A sculpture in a public setting becomes integrated into its surroundings. Because sculpture is defined by the way it changes from different perspectives and by the materials used to create it, an outdoor space is the ideal venue. Viewers can walk around a piece, they can kneel down in front of it, they can look at it from below or above, and most importantly, they can touch it. A public sculpture garden belongs to its community.

My bias as a stone carver is that every sculpture garden should include stone sculpture. I also believe that stone sculpture is best appreciated in a setting that allows people to discover it through their hands as well as their eyes, to learn the cool, solid, and soft feel of stone. To touch stone is to feel its history.

I have lived in the Sebastopol area since 2015. I am a member of the Sebastopol Center for the Arts and participated in Art Trails for two seasons. Over the past six years, I have shown my sculpture in member shows as well as several juried shows in the SCA Gallery. I am excited now at the prospect of showing my work as a part of the Sebastopol Community Sculpture Garden.

Sincerely,

Caro Pemberton


Caro Pemberton
PO Box 2019
Sebastopol, CA 95473
(415) 265-4030
caro.pemberton@yahoo.com
www.caropembertonsculpture.com

Art Description


The sculpture I am submitting for the Community Sculpture Garden is carved from a block of Yule Marble quarried in Marble, Colorado. (Marble from this quarry was also used to construct the Lincoln Memorial just over a century ago.) I sand the marble to a high polish and paint it with a protective coat. It is a durable material that can withstand outdoor conditions, including temperature fluctuations, wind, and rain. Sadly, I've had the opportunity in recent years to confirm that sculpture carved from Yule Marble can also survive smoke and ash filled air.

This figure, titled *Solo*, though considerably abstract, derives from a human figure in movement, an individual moving perhaps to music. I began this sculpture with an idea sketched as a maquette. I view the carving process as a negotiation with the stone, starting with an idea – in this case a movement with a powerful direction – and then making that image specific as I carve the details of the form. My challenge is to highlight the elegance and movement of a figurative gesture while enhancing the natural beauty and power of the stone.

The figure, without a base, measures 32"x18"x10". I would recommend placing this piece on one of the available pedestals. The sculpture would stand on a block of Portuguese Pink marble that is roughly one cubic foot (12"x12"x12"), secured with a ½" galvanized steel rod (see attached image #1). The marble block would similarly be pinned to the pedestal using a galvanized steel rod.







From: Dann Ricco <danielricop@me.com>
Sent: Monday, August 02, 2021 9:47 PM
To: Rebecca Mansour
Subject: : Proposal

Follow Up Flag: Follow up
Flag Status: Flagged

Mrs. Monsour

I am interested in participating in the elaboration of the City Sculpture Project. Here I share some of my work

Daniel Ricco
Sculptor

<https://vimeo.com/463256242>

From: Dann Ricco <danielricop@me.com>
Sent: Tuesday, August 10, 2021 6:05 PM
To: Rebecca Mansour
Subject: Re: : Proposal

Follow Up Flag: Flag for follow up
Flag Status: Flagged

Thanks Rebecca
As additional information I live in California near the city of Sebastopol
Instg: daniel_rico_art
Best
Daniel

El 10 ago 2021, a la(s) 5:11 p.m., Rebecca Mansour <rmansour@cityofsebastopol.org> escribió:

Thank you, Dann.

This email confirms receipt of your submission.

As is stated in the call, the Public Arts Committee will begin review of these submissions at their next meeting, which is a special meeting, on Wednesday, 8/18 at 10:30 a.m.

We will be in touch regarding your submission.

Best,

Rebecca Mansour
City of Sebastopol
Planning Department

From: Dann Ricco <danielricop@me.com>
Sent: Monday, August 02, 2021 9:47 PM
To: Rebecca Mansour <rmansour@cityofsebastopol.org>
Subject: : Proposal

From: lynndeed <lynndeed@sonic.net>
Sent: Monday, August 09, 2021 1:37 PM
To: Rebecca Mansour
Subject: Sculpture Garden submission for display

Follow Up Flag: Follow up
Flag Status: Flagged

Fire Sculpture Story

With sadness I watched the fire steadily consume Frizelle Enos. Even the big new Sebastopol fire truck made hardly any difference. The fire kept going until the building was all but gone. Just a couple sections of cement block walls were left standing with twisted black roofing metal strewn about.

The next day I returned to mourn the remains and wandered around what was left. Blackened twisted sheets of the corrugated roofing and siding were formed into shapes no artist could create - only a dramatic event. I took home a few pieces as a remembrance of this classic old building. One of the last vestiges from Sebastopol's small town farm era.

With the twisted metal I made something that you may judge worthy of sharing with the community. I fastened the metal pieces together to form a memory piece of the old farming town of Sebastopol and this significant event.

For the Park presentation I would add a framed picture showing the building engulfed in flames reaching into the sky. This would be placed within the recess of the structure at eye level - shown in the last pictures below. The 4 x4 pads available would be ideal for mounting this piece as it is now mounted on a wood pedestal of this size. The attachment insert imbedded in the concrete will work fine for a secure mounting.

About the sculptor

I am not a sculptor. I occasionally collect sculpture and dabble in making pieces that are labeled as sculpture. But I once worked for a real sculptor and became aware of something he had that was well beyond me. I am a metal worker and have skills in various metal working fields. I am a long time Sebastopol resident and have been an apple farmer and Christmas tree farm owner here.

Lynn Deedler





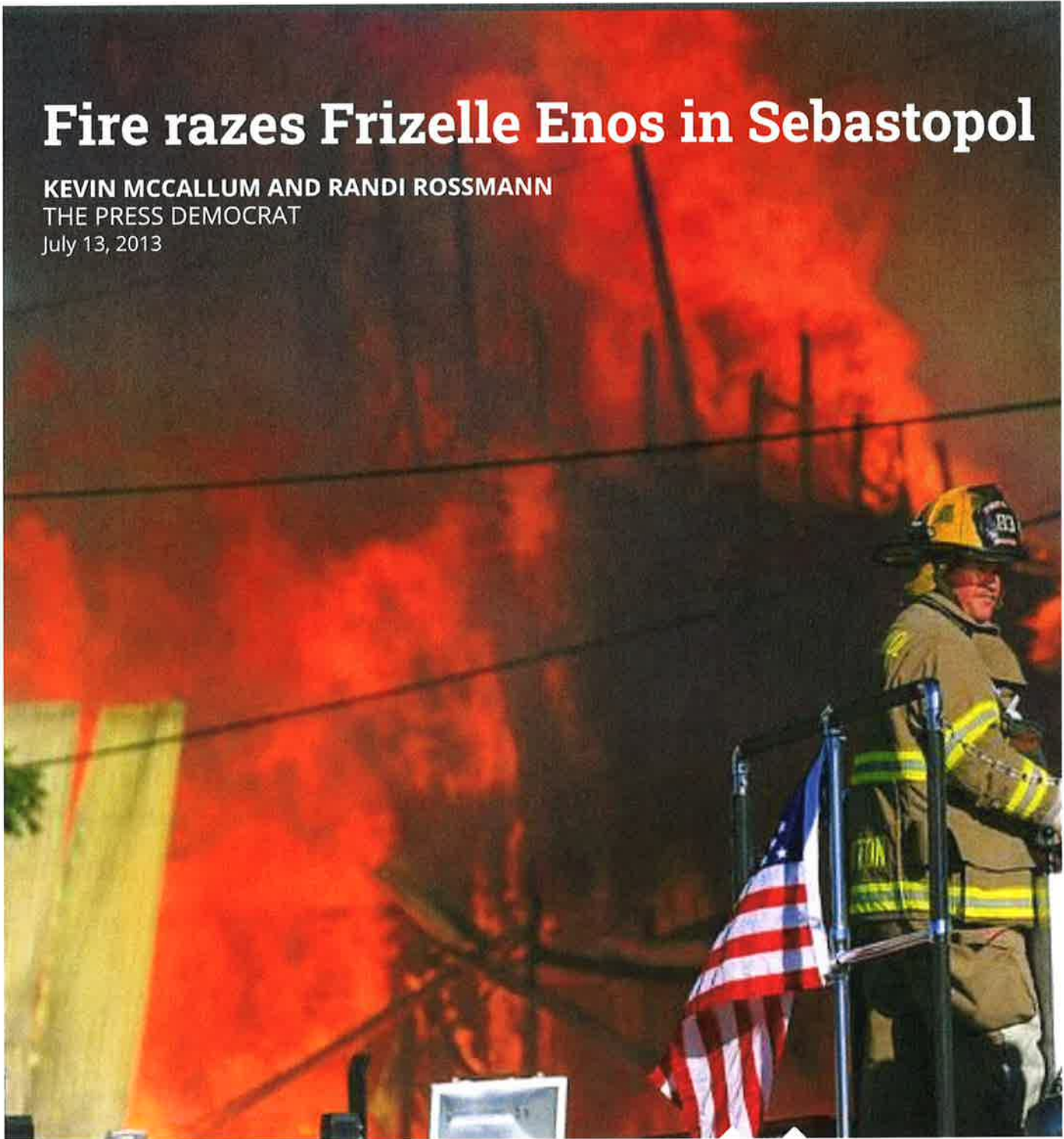


Fire razes Frizelle Enos in Sebastopol

KEVIN MCCALLUM AND RANDI ROSSMANN

THE PRESS DEMOCRAT

July 13, 2013



August 7, 2021

From: Noah Carraher

1120 Barlow Lane | Sebastopol | California | 95472

To: Rebecca Mansour

Senior Administrative Assistant | Planning Department | Sebastopol | California | 95472

Dear Review Committee:

Living in unincorporated Sebastopol on an old Gravenstein orchard the presence of trees is what I am most affected by. I see them as a symbol of our strength as humans, but I also see in the trees a symbol of our infirmities, even insecurities. I find it an interesting daily challenge to try hold both of these symbols in my mind together – the strength with the frailty. Trees do it effortlessly.

Within the body of the tree there lies a second or third, even more potent symbol, which unites the first two. This is the forking branch, many of which make up the tree. The forking branch can be read from top to bottom, as two moving into one; or from bottom to top as one becoming two as a divergence.

My proposal for Ives Park builds on other sculptures that I have made using a welded steel base with a solid steel rod that stands at a perfect ninety degrees and can support the weight of a entire tree trunk. The steel base is a human way of returning a dead tree to its natural vertical position. This basic gesture is in itself totemic, but in this case it is simply totemic of the tree itself.

For the Ives Park Sculpture Garden I would use a base of solid steel, 3 feet square and and 5 inches thick and weighing some 700 pounds (typically the welding and fabrication of the base is done by Moose metal in Concord, California). The rod for the base would stand 5-6 feet and support a tree trunk 10-11 feet tall with a natural fork. This simple bivalent symbol would, from below loom large, but from a distance appear almost as a tree among others in a forest.

Thank you for considering my proposal for this important public space.

Sincerely,

Noah Carraher

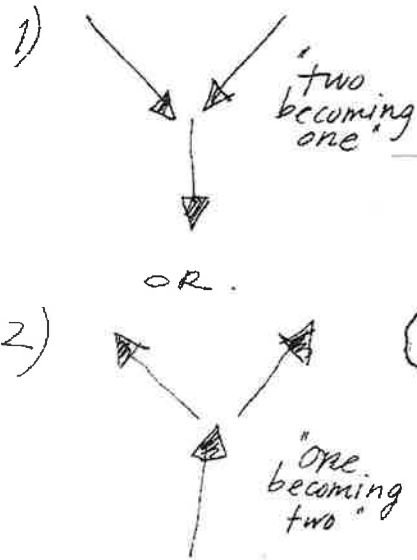
"Forked Tree" Brief Description by Noah Carraher

One thing that I love about trees is that we can see them and experience them as both subjects and as objects, which means that they stimulate all our powers of sympathy as well as empathy, making us both the giver and the recipient of compassion. Also amazing is that this power is not limited to the living tree, but also exists in wood, giving trees an incredible afterlife.

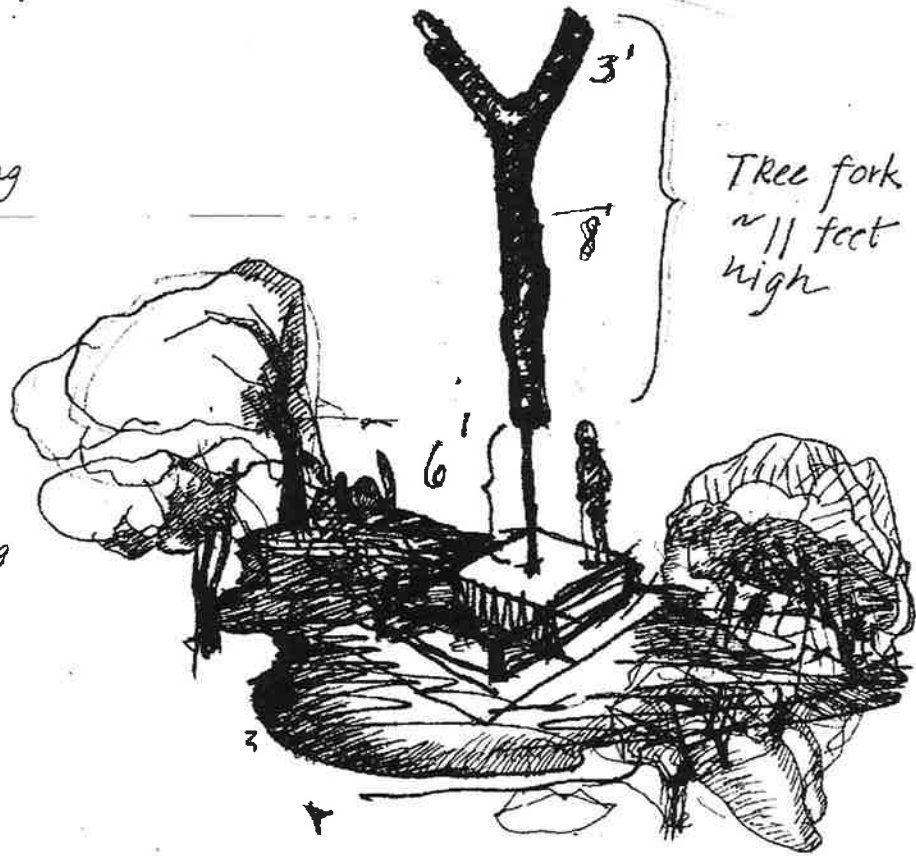
"Forked Tree" is comprised of a heavy steel base of welded steel, with a solid plate and a steel ninety degree rod (see attached sketch). The rod supports a tree trunk, branched at the top, in a vertical position about 5-6 feet off the ground. The trunk is approximately 11 feet in length, and approximately 1-2 feet in diameter. As a sculpture it relates directly to the place, to Sebastopol, and to the co-existence of the trees and the people here for hundreds of years. It also relates to the present, and to the choices we must make to ensure a future for trees and for ourselves. And lastly, the sculpture is aimed at trees themselves, and it holds up a singular tree that although dead gestures to other trees.

1 V E J PARK

A TREE FORM can
be read in two ways:



Both Readings are
equally valid.
Both are processes
visible in nature.



NOAH CARRAHER AUGUST 2021

From: Philip Frechette <slingshotpjf@gmail.com>
Sent: Monday, August 09, 2021 4:17 PM
To: Rebecca Mansour
Subject: Fwd: Ives park sculpture proposal
Attachments: 017AB192-8E80-42E4-971B-76A24BB9EF49.jpeg; 5539526B-EACE-41C9-A5A3-B76A0BB755DA.jpeg; CB1BE79B-C348-490E-A59B-492CFD2593B2.jpeg; 866360F4-07F4-462A-BDBB-1A7E354E28BE.jpeg

Follow Up Flag: Flag for follow up
Flag Status: Flagged

Dear Rebecca Mansour:

Please find my attached proposal for the Ives Park Sculpture walk. Thank you for your consideration.

Description of Interest:

I love Sonoma County and after my wife and I moved here with our two sons in 2019 we quickly fell in love with Sebastopol. From nights at the Barlow, Sundays at the farmers market, the bike trail, the public art displays, we have really found a home. My family frequents Ives Park and I would be so cool for the opportunity to take them back there and make them proud.

I am a Fine Artist with experience in all mediums. I have a BFA from New England School of Art and Design. My work is featured in private collections internationally.

I would like to create a sculpture representative of stacked river stones. I enjoy the aesthetic of them, the natural calming beauty, how each stone is worn and smooth and polished by the water and the constant changes. I think the sculpture will add a beauty that all people will enjoy, a quiet reflective moment to remember the beautiful coast we find ourselves on and how important the river is to us. I think it has potential to be a nice spot for folks to take photographs.

Description:

Large Trompe-l'oeil stones will be created to make what looks like a giant version of stacked river rocks like you would find on a hike along the river. They will be safe from a weight perspective and joined with hardware to prevent them from falling over. The overall weight will be a fraction of what real stone would weigh and will be joined in a way that prevents them being taken apart. I think 6-7 ft maximum height and I included a photograph of the location on the walk that I prefer as it is at a crossroads in the park which I feel best represents Sebastopol's place on the map.

Thank you again for the opportunity. Please contact me using the information below or responding to this email.

Regards,


Philip J. Frechette
781-974-9294
SlingshotPjf@gmail.com
slingshotpjf.wixsite.com/website

Instagram: # Lip_Lastname









Sarah L. Hylton
2115 Orchard St.
Santa Rosa, CA 95404

Sebastopol Public Arts Committee
7120 Bodega Avenue
Sebastopol, CA 95472

August 8, 2021

Dear Members of the Public Arts Committee,

I have been a Sonoma County resident for 45 years and have enjoyed activities at Ives Park since I was 15. I am inspired by the rich tapestry of artist's in Sonoma County and would like to be an inspiration to others. I am particular intrigued by outdoor sculptural gardens and the intersection of arts in community, and of place, that support restoration of humanities sacred relationship with the natural world. I have facilitated public art projects with people experiencing housing scarcity, at risk youth and youth in connection with The Ceres Project. I have not featured my personal sculptural work in Sonoma County. I would be honored to have the opportunity to be featured by the City of Sebastopol in their Outdoor Sculptural Garden as part of the intention for ongoing cultural enrichment at Ives Park.

Thank you for your consideration,
Sarah L. Hylton

Sculpture Proposal: City of Sebastopol Public Garden 2021

Forgiveness Totem I

The completed totem is a cylinder approximately 6' Tall and 12" diameter. The armature is constructed out of recycling and landfill, chicken wire and Portland Cement. The finished surface is original handmade, glazed ceramic tiles and a ceramic vessel. The sculpture is the first in a series of zero waste totems in which the artist is intimately aware of her relationship with packaging and the effects this has on the natural world. In an effort to make her handprint larger than her footprint and to transform her relationship to the natural world Sarah has sought to repurpose her waste and create sculptures that evoke a sacred relationship with nature and the transpersonal world we live in.

There is an educational video of creating the armatures in this series. There will be a video of creating and setting the tiles for the sculptures as well. I am writing a blog on this zero-waste series. The sculpture is free standing and can be further designed to be anchored in place at the base.

Here are some process photos:



The first photo is before grouting the totem base. The second photo is unfired vessel that mounts to sculpture within sleeve. Sleeve is cylinder with original ancestral designs by artist. The completed sculpture will be entirely glazed and tiled with removable vessel. Vessel can hold plants or water or remain empty.

Sculpture Jam Submission for Community Sculpture Garden Project

Letter of Interest

The volunteers of Sebastopol-based Sculpture Jam are quite excited at the possibility of exhibiting in the Community Sculpture Garden adjacent to the Sebastopol Center for the Arts. In the past, Sculpture Jam projects have been exhibited within the park itself. We believe that a local site where the public can view the large work of area artists, particularly adjacent to a popular recreation space, is a super idea and we'd like to be part of the new scene.

Over 20 years many Jammers have teamed to volunteer time, scrounge materials, and contribute financial assistance for designing, constructing, and placing temporary or permanent public sculptures in locations chosen by Sebastopol's planning department. Self-insured Sculpture Jam operates under the umbrella of Sebastopol Center for the Arts. We have held free events at which members of the public can watch or participate in making public sculpture. Now celebrating wind power and participatory art, we submit Zephyra for inclusion in the Community Sculpture Garden Project 2021-2022.

Contact Jammer :

Jeffrey Zankel

divedog22@comcast.net

sculpturejam@gmail.com

(415) 328-4775

Sculpture Jam Submission for Community Sculpture Garden Project

Description/ depiction of Zephyra

This stylized female form is interactive. Her internal workings are initiated in a moderate wind or can be activated by a viewer. Wind in the turbine (or viewer-powered effort applied to the handle on the sculpture's side) drives the vertical gear action in the face and the horizontal motion in the abdomen of the graceful statue. Stainless mesh over repurposed polycarbonate in the abdomen along with a fixed Lexan face shield allows viewers to safely consider the action of the cogwheels. It is made of repurposed materials: galvanized and stainless steel, aluminum, Lexan from the back window of a convertible, and various automobile gears. Dimensions are 128" x 29" x 20", plus an attached steel plate--40" x 30" at the base.

(Larger versions of these images are also attached to the submission.)



Contact Jammer :
Jeffrey Zankel
divedog22@comcast.net
sculpturejam@gmail.com
(415) 328-4775

Sculpture Jam Submission for Community Sculpture Garden Project

Stability, safety, and pedestal attachment information

The listed materials of this sculpture are made for long-term outdoor use, and are securely attached together with welds, stainless bolts and rivets. The sculpture is welded to the steel plate underneath it.

That steel plate will have holes drilled through it and masonry anchor bolts inserted to attach it to the level cement base supplied by Public Works. Sculpture Jam has a history of safely fixing public sculpture to such a base.

Contact Jammer :
Jeffrey Zankel
divedog22@comcast.net
sculpturejam@gmail.com
(415) 328-4775



